MODEL NO	A	B	C	D	E	F	G	H	J	K	M	N	P	R	S	T	U	V	W	X	Y	Z	AA	BB	CC	DD	EE	FF	GG	HH	**FA FILTER QUANTITY	**FA FILTER/HOOD QUANTITY	**RA FILTER QUANTITY
18M	82	60	54	8.5	40.5	2	56	18.5	19.13	12.5	22.13	40.75	56.25	69.5	76	27	10	19.38	30	22.38	24	10	12.5	5.75	41.75	5.75	12.75	42	56.25	32.75	(6)20"x25"&(3)16"x25"	(6)20"x25"&(3)16"x25"	(6)20"x25"&(3)16"x25"
20M	82	60	54	8.5	40.5	2	56	18.94	25	12.5	23	40.75	56.25	69.5	76	27	10	25.25	30	23.25	24	10	12.5	5.75	41.75	5.75	12.75	42	56.25	32.75	(6)20"x25"&(3)16"x25"	(6)20"x25"&(3)16"x25"	(6)20"x25"&(3)16"x25"
22M	100	79	58	8.5	46.5	2	76	20.31	27.5	15.5	27.5	46.75	76.25	69.5	76	26	10	27.75	30	22.75	24	10	13.5	5.75	60.75	5.75	13.75	61	76.25	38.75	(9)20"x25"&(3)16"x25"	(9)20"x25"&(3)16"x25"	(9)20"x25"&(3)16"x25"
25M	100	79	58	8.5	46.5	2	76	21.75	31.5	15.5	31.5	46.75	76.25	69.5	76	26	10	31.75	30	31.75	24	10	13.5	5.75	60.75	5.75	13.75	61	76.25	38.75	(9)20"x25"&(3)16"x25"	(9)20"x25"&(3)16"x25"	(9)20"x25"&(3)16"x25"
27M	100	88	66	10.5	52.5	2	80	23	34.5	15.5	34.5	52.75	80.25	95.25	101	27	10	34.75	30	34.75	24	10	15.5	5.75	65.75	5.75	15.75	66	80.25	44.75	(20)20"x25"	(16)20"x25"	(16)20"x25"
30M	100	88	66	10.5	52.5	2	80	24.88	37	15.5	37	52.75	80.25	95.25	101	27	10	37.25	30	37.25	24	10	15.5	5.75	65.75	5.75	15.75	66	80.25	44.75	(20)20"x25"	(16)20"x25"	(16)20"x25"
*** 33M	112	98	76	11.5	59.5	2	92	22	43.19	18.5	40	59.75	92.25	91.25	101	27.5	10	43.25	30	40.25	24	10	21.25	5.75	75.75	5.75	21.5	76	92.25	50.75	(15)20"x25"&(10)16"x25"	(12)20"x25"&(8)16"x25"	(12)20"x25"&(8)16"x25"
*** 36M	112	98	76	11.5	59.5	2	92	22	43.19	15.5	43	59.75	92.25	91.25	101	27.5	10	43.25	30	43.35	24	10	21.25	5.75	75.75	5.75	21.5	76	92.25	50.75	(15)20"x25"&(10)16"x25"	(12)20"x25"&(8)16"x25"	(12)20"x25"&(8)16"x25"

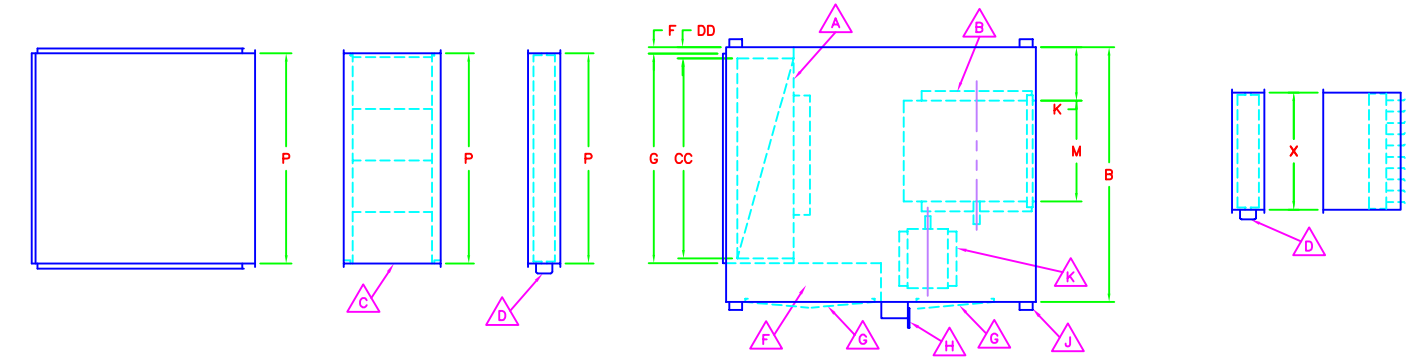

- A 80/20 BURNER PROFILE
- B FC DWDI BLOWERS
- C LIFT-OFF INTAKE FILTER SERVICE DOOR
- D DAMPER MOTOR
- E GAS CONNECTION
- F ELEC/MANIFOLD CONTROLS VESTIBULE
- G HINGED SERVICE DOOR
- H MAIN DISCONNECT SWITCH
- J LIFTING LUG (4-PLACES)
- K SUPPLY FAN BLOWER MOTOR
- L STANDARD FRESH AIR INTAKE HOOD
  HOOD/FILTER COMBINATION
  (FILTERS SUPPLIED ONLY WHEN ORDERED)
- M FRESH AIR INTAKE FILTER
- N FRESH AIR INTAKE DAMPER
- P FRESH AIR INTAKE OPENING
- R RETURN AIR INTAKE OPENING
- S DISCHARGE DAMPER
- T DISCHARGE DIFFUSER
- U RETURN AIR INTAKE FILTER
- V RETURN AIR INTAKE FILTER SCREEN

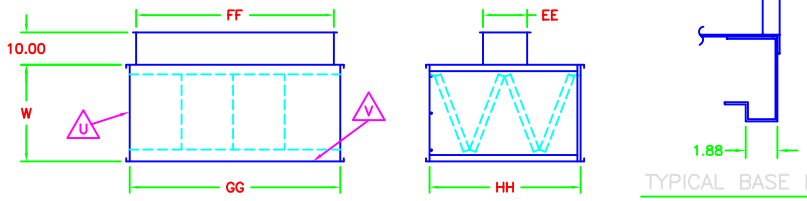

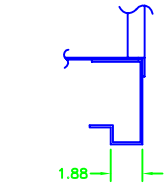

TYPICAL BASE DETAIL

NOTES:
- -1 INCH CONNECTION FLANGE SUPPLIED AROUND FRESH AIR INTAKE OPENING
- -RAM 18/20 HAS SINGLE VESTIBULE DOOR
- -EQUIPMENT SUPPORT RECOMMENDED UNDER FRESH AIR INTAKE FILTER ON RAM 22M & UP
- -EQUIPMENT SUPPORT RECOMMENDED UNDER FRESH AIR INTAKE HOOD ON RAM 22M & UP
- -CRADLE SUPPORT RECOMMENDED UNDER RETURN AIR INTAKE FILTER
- -DISCHARGE DIFFUSER SUPPLIED WITH ADJUSTABLE BLADES
- -BASE DESIGNED FOR FLAT MOUNT OR CURB MOUNT
- -ALL DIMENSIONS SHOWN IN INCHES
- -**FA : FRESH AIR
- -**RA : RETURN AIR

***-LIFTING EYES ARE LOCATED ON INTAKE & DISCHARGE ENDS ON RAM 33M/36M

DRAWING/PART NUMBER 30400061

TOLERANCES: 2 PLCS ±.03, 3 PLCS ±.015

ECN NO | DWG | DATE

REV | REVISION DESCRIPTION

TITLE: RAM-18M, 20M, 22M, 25M, 27M, 30M, 33M AND 36M ARRANGEMENT H1 HORIZONTAL DISCHARGE

DRAWN BY TKL | DATE 02/10/00

APPROVED BY | DATE

RUPP AIR MANAGEMENT SYSTEMS

MATERIAL | SCALE 1 to 1

DO NOT SCALE DRAWING USE DIMENSIONS SHOWN
ALL DIMENSIONS ARE IN INCHES UNLESS OTHERWISE SPECIFIED

DRAWING/PART NUMBER 30400061